



ग्रामीण गृहनिर्माण

दैनिक प्रगती अहवाल :

२५.०८.२०२३

प्रधानमंत्री आवास योजना ग्रामीण – मंजूरी, पूर्ण घरकुले, हप्ते वितरण, भूमिहीन, आर्थिकदृष्ट्या अपुर्ण
राज्य पुरस्कृत ग्रामीण आवास योजना – मंजूरी, पूर्ण घरकुले, हप्ते वितरण, आर्थिकदृष्ट्या अपुर्ण

योजना	एकूण मंजूरी	दैनिक मंजूरी	एकूण पूर्ण	दैनिक पूर्ण घरकुले	दैनिक पहिला हप्ता वितरीत	दैनिक दुसरा हप्ता वितरीत	दैनिक तिसरा हप्ता वितरीत
प्रधानमंत्री आवास योजना ग्रामीण	१३९२५६५	०	११७४५६३	४०४	८५	१५२	२४२
राज्य योजना	६१२३०५	५०२	४३५००१	४२१	७१६	२९७	४६४
एकूण	२००४८७०	५०२	१६०९५६४	८२५	८०१	४४९	७०६

213094

178216

158017

134950

77649

125038

48409

26790

पहिला हप्ता मिळाल्यानंतर ३ महिने उलटूनही अपुर्ण घरकुले

पहिला हप्ता मिळाल्यानंतर ६ महिने उलटूनही अपुर्ण घरकुले

पहिला हप्ता मिळाल्यानंतर ९ महिने उलटूनही अपुर्ण घरकुले

पहिला हप्ता मिळाल्यानंतर १२ महिने उलटूनही अपुर्ण घरकुले

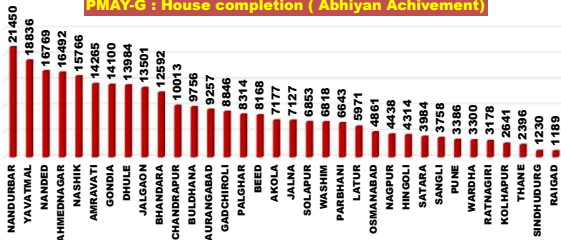
पहिला हप्ता मिळाल्यानंतर १८ महिने उलटूनही अपुर्ण घरकुले

पहिला हप्ता मिळाल्यानंतर १० दिवसानंतरही दुसरा हप्ता न मिळालेली घरकुले

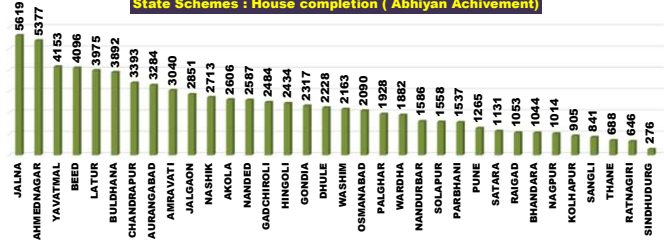
दुसरा हप्ता मिळाल्यानंतर १० दिवसानंतरही तिसरा हप्ता न मिळालेली घरकुले

तिसरा हप्ता मिळाल्यानंतर १० दिवसानंतरही अपुर्ण घरांची संख्या

PMAY-G : House completion (Abhyan Achievement)



State Schemes : House completion (Abhyan Achievement)

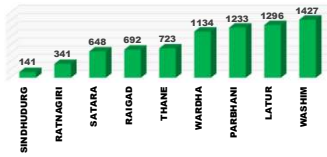


राज्य व्यवस्थापन कक्ष- ग्रामीण गृहनिर्माण

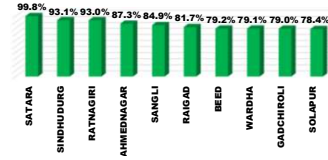
४ था मजला, दक्षिण कक्ष, सिडको भवन, सीबीडी बेलापूर, नवी मुंबई - ४०० ६१४.

Top and Bottom Ten Districts

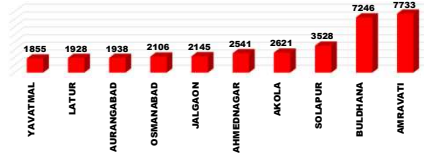
PMAY-G Delayed Houses TOP 10 Dist.



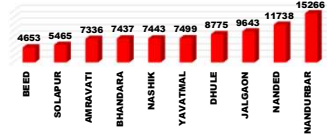
State Schemes Sanction TOP 10 Dist.



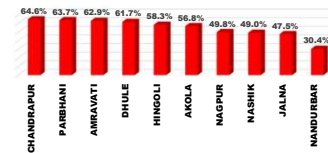
PMAY-G Remaining 1st Installments Bottom 10 Dist



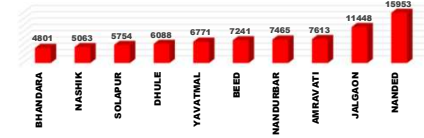
PMAY-G Delayed Houses Bootom 10 Dist.



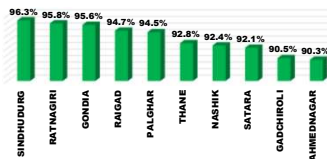
State Schemes Sanction Bootom 10 Dist.



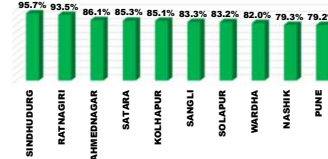
PMAY-G Remaining 2nd Installments Bottom 10 Dist



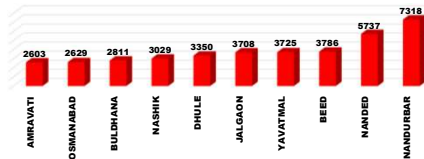
PMAY-G Completion TOP 10 Dist.



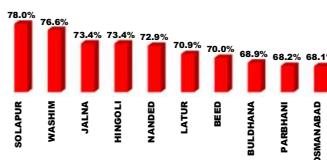
State Schemes Completion TOP 10 Dist.



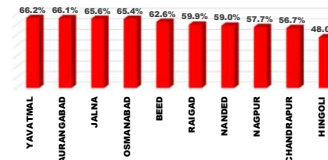
PMAY-G Remaining 3rd Installments Bottom 10 Dist



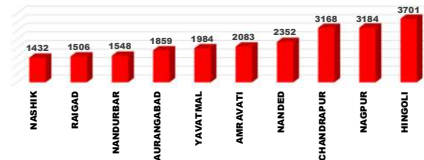
PMAY-G Completion Bottom 10 Dist.



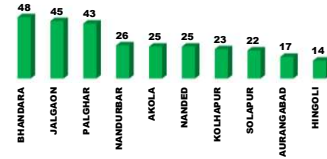
State Schemes Completion Bootom 10 Dist.



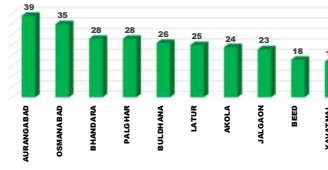
State Schemes Remaining 1st Installments Bottom 10 Dist



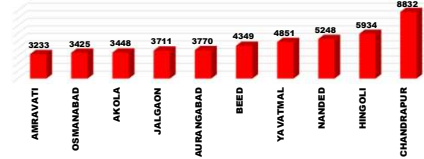
PMAY-G Daily Completion Top 10 Dist.



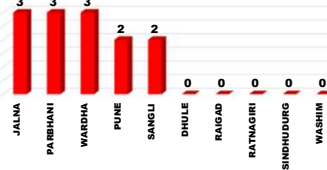
State Schemes Daily Completion Top 10 Dist.



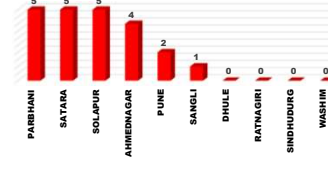
State Schemes Remaining 2nd Installments Bottom 10 Dist



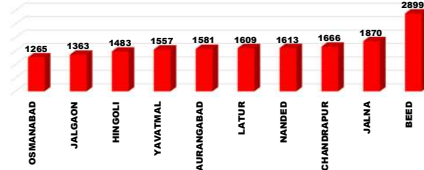
PMAY-G Daily Completion Bottom 10 Dist.



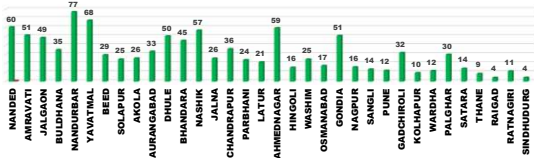
State Schemes Daily Completion Bootom 10 Dist.



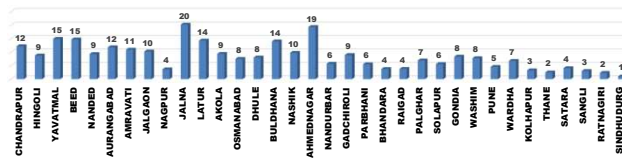
State Schemes Remaining 3rd Installments Bottom 10 Dist



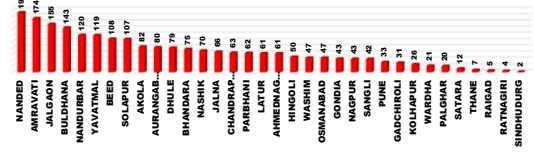
PMAY-G : Current Pace of Completion Per Day (Abhiyan)



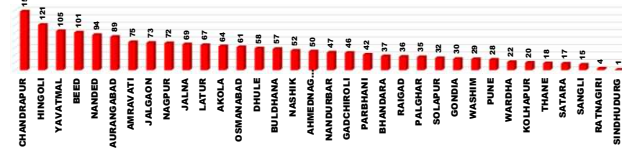
State Schemes : Current Pace of Completion Per Day (Abhiyan)



PMAY-G Required Pace of Completion Per Day



State Schemes Required Pace of Completion Per Day



प्रधानमंत्री आवास योजना ग्रामीण - मंजूरी (PWL+Awaas Plus)

Sr. No.	Division	Target (PWL+Awaas Plus)	24.08.2023	25.08.2023	Daily Achivement	Remaining
1	NASHIK DIV.	412019	411640	411640	0	379
2	AMRAVATI DIV.	270828	268892	268840	0	1988
3	AURANGABAD DIV.	236300	235157	235150	0	1150
4	NAGPUR DIV.	289034	288170	288135	0	899
5	KONKAN DIV.	69517	69466	69466	0	51
6	PUNE DIV.	120610	119347	119334	0	1276
Total		1398308	1392672	1392565	0	5743

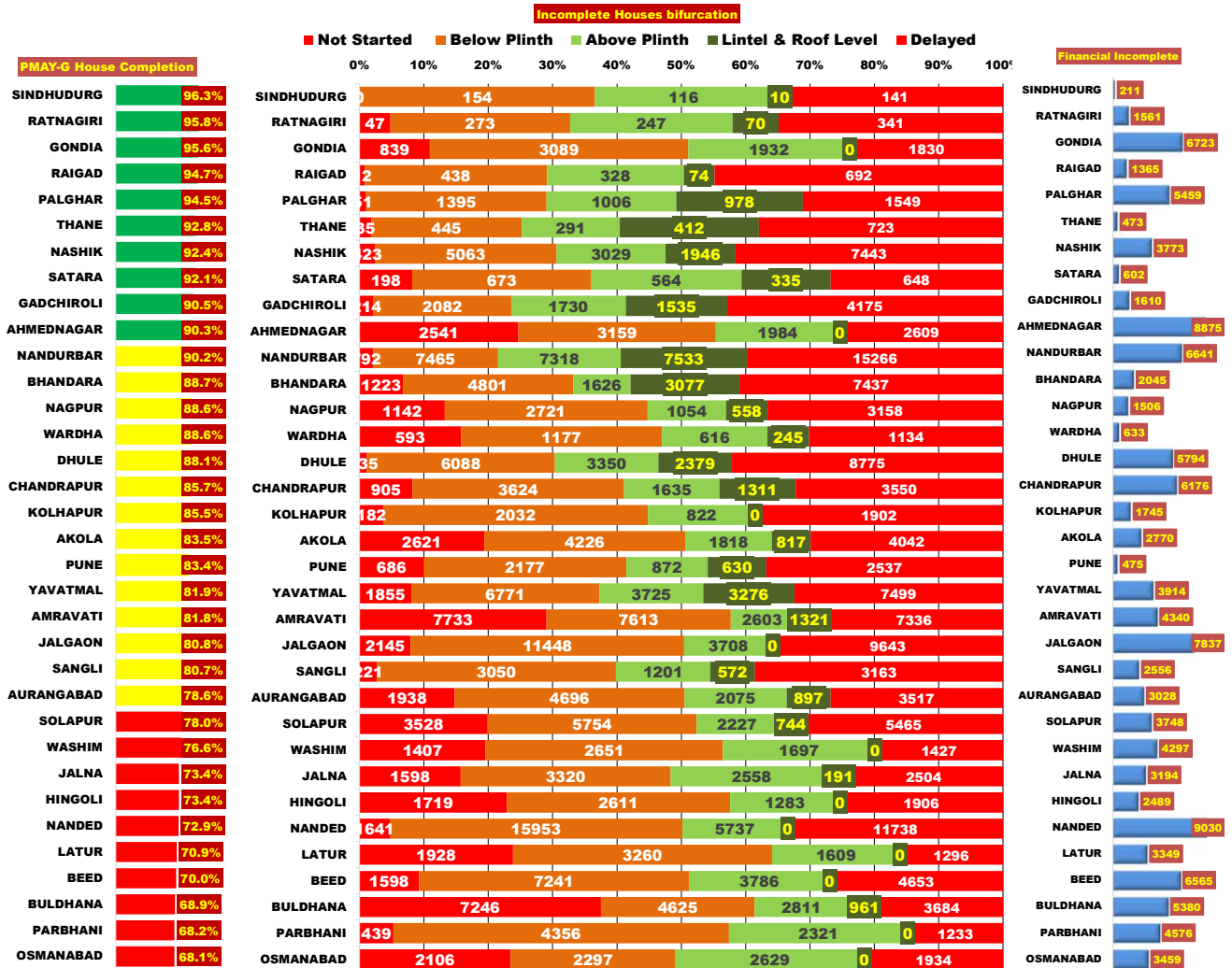
Sr. No.	District	Target (PWL+Awaas Plus)	24.08.2023	25.08.2023	Daily Achivement	Remaining
1	AHMEDNAGAR	60551	60467	60467	0	84
2	AMRAVATI	93192	92736	92736	0	456
3	AURANGABAD	36366	36139	36139	0	227
4	CHANDRAPUR	42516	42434	42434	0	82
5	DHULE	64664	64639	64639	0	25
6	GADCHIROLI	31635	31617	31617	0	18
7	GONDIA	95992	95895	95895	0	97
8	HINGOLI	18083	18083	18083	0	0
9	JALGAON	78561	78446	78446	0	115
10	LATUR	20415	20368	20368	0	47
11	NANDED	69191	68737	68737	0	454
12	NANDURBAR	118812	118784	118784	0	28
13	NASHIK	89431	89304	89304	0	127
14	OSMANABAD	14309	14162	14162	0	147
15	PALGHAR	35188	35188	35188	0	0
16	PARBHANI	18917	18805	18805	0	112
17	PUNE	19230	19177	19177	0	53
18	RAIGAD	9821	9819	9819	0	2
19	RATNAGIRI	9804	9791	9791	0	13
20	SANGLI	21508	21342	21342	0	166
21	SATARA	14707	14506	14506	0	201
22	SINDHUDURG	5132	5096	5096	0	36
23	THANE	9572	9572	9572	0	0
24	BEED	34984	34834	34833	-1	151
25	BULDHANA	44705	44669	44667	-2	38
26	KOLHAPUR	17410	17197	17195	-2	215
27	NAGPUR	36720	36480	36477	-3	243
28	WARDHA	18046	17878	17875	-3	171
29	WASHIM	20100	19365	19361	-4	739
30	JALNA	24035	24029	24023	-6	12
31	SOLAPUR	47755	47125	47114	-11	641
32	YAVATMAL	64233	63844	63823	-21	410
33	AKOLA	48598	48278	48253	-25	345
34	BHANDARA	64125	63866	63837	-29	288
Total		1398308	1392672	1392565	0	5743

प्रधानमंत्री आवास योजना - ग्रामीण : भूमिहीन लाभार्थी अहवाल

Sr. No.	District	Google Sheet Report			AwaasSoft Report			
		Total Landless	Provided land	Remaining	Landless beneficiaries tagged in AwaasSoft	Landless beneficiaries provided land	Remaining Landless	Remaining Tag (provided land)
1	DHULE	18	18	0	18	18	0	0
2	GADCHIROLI	9	9	0	9	9	0	0
3	GONDIA	2450	2450	0	2457	2329	128	121
4	KOLHAPUR	257	257	0	253	228	25	29
5	NANDURBAR	0	0	0	0	0	0	0
6	PALGHAR	11	11	0	11	11	0	0
7	RAIGAD	7	7	0	6	6	0	1
8	RATNAGIRI	23	23	0	23	23	0	0
9	SINDHUDURG	420	420	0	418	418	0	2
10	NANDED	354	322	32	372	263	109	59
11	THANE	112	80	32	118	60	58	20
12	BEED	212	125	87	364	66	298	59
13	SANGLI	338	214	124	352	142	210	72
14	SATARA	852	697	155	857	636	221	61
15	PARBHANI	307	63	244	299	54	245	9
16	NASHIK	1794	1471	323	1687	1162	525	309
17	PUNE	2069	1603	466	2062	867	1195	736
18	WARDHA	2331	1817	514	2377	1803	574	14
19	CHANDRAPUR	2455	1914	541	2502	1615	887	299
20	NAGPUR	4583	3708	875	4595	3546	1049	162
21	HINGOLI	1713	796	917	1713	466	1247	330
22	JALNA	1359	406	953	1374	85	1289	321
23	BHANDARA	4989	4020	969	4990	4126	864	-106
24	LATUR	2193	1155	1038	2258	815	1443	340
25	JALGAON	22530	21460	1070	22575	20900	1675	560
26	WASHIM	2813	1685	1128	2860	1495	1365	190
27	AURANGABAD	3266	1700	1566	3155	1805	1350	-105
28	OSMANABAD	2258	531	1727	2330	56	2274	475
29	YAVATMAL	3576	1656	1920	3329	1521	1808	135
30	AKOLA	7186	5249	1937	7120	5253	1867	-4
31	AHMEDNAGAR	7588	5242	2346	7810	5117	2693	125
32	SOLAPUR	6541	3948	2593	6446	3270	3176	678
33	BULDHANA	15352	9266	6086	15705	9146	6559	120
34	AMRAVATI	20723	13727	6996	20371	13235	7136	492
	Total	120689	86050	34639	120816	80546	40270	5719

प्रधानमंत्री आवास योजना ग्रामीण - पूर्ण घरकूले

Sr. No.	Division	Sanction	24.08.2023	25.08.2023	Daily Achivement	Remaining	Avg. Completed Per Day From 20.11.22 to Today	To be Completed in Per Day till 30.11.23
1	NAGPUR DIV.	288135	261330	261417	87	26718	192	275
2	AURANGABAD DIV.	235150	170586	170671	85	64479	227	665
3	NASHIK DIV.	411640	364629	364707	78	46933	292	484
4	PUNE DIV.	119334	97990	98044	54	21290	74	219
5	AMRAVATI DIV.	268840	213956	214009	53	54831	205	565
6	KONKAN DIV.	69466	65668	65715	47	3751	59	39
Total		1392565	1174159	1174563	404	218002	1048	2247



प्रधानमंत्री आवास योजना ग्रामीण - पूर्ण घरकूले

Sr. No.	District	Sanction	24.08.2023	25.08.2023	Daily Achivement	Remaining	Completed & verified	To be Completed in Per Day till 30.11.23
1	BHANDARA	63837	56556	56604	48	7233	53110	75
2	JALGAON	78446	63374	63419	45	15027	61308	155
3	PALGHAR	35188	33202	33245	43	1943	31758	20
4	NANDURBAR	118784	107154	107180	26	11604	95676	120
5	AKOLA	48253	40249	40274	25	7979	38771	82
6	NANDED	68737	50054	50079	25	18658	47614	192
7	KOLHAPUR	17195	14680	14703	23	2492	14274	26
8	SOLAPUR	47114	36739	36761	22	10353	34861	107
9	AURANGABAD	36139	28372	28389	17	7750	26533	80
10	HINGOLI	18083	13258	13272	14	4811	12722	50
11	AMRAVATI	92736	75879	75890	11	16846	73466	174
12	NAGPUR	36477	32320	32331	11	4146	31002	43
13	YAVATMAL	63823	52233	52244	11	11579	48196	119
14	GADCHIROLI	31617	28604	28613	9	3004	26056	31
15	GONDIA	95895	91669	91678	9	4217	91046	43
16	LATUR	20368	14436	14445	9	5923	13912	61
17	OSMANABAD	14162	9632	9641	9	4521	8363	47
18	CHANDRAPUR	42434	36345	36352	7	6082	34959	63
19	BULDHANA	44667	30771	30777	6	13890	29024	143
20	BEED	34833	24391	24396	5	10437	22515	108
21	SATARA	14506	13354	13359	5	1147	12736	12
22	NASHIK	89304	82553	82557	4	6747	78843	70
23	THANE	9572	8878	8882	4	690	8389	7
24	AHMEDNAGAR	60467	54569	54572	3	5895	53703	61
25	JALNA	24023	17630	17633	3	6390	16356	66
26	PARBHANI	18805	12813	12816	3	5989	12201	62
27	WARDHA	17875	15836	15839	3	2036	15244	21
28	PUNE	19177	15994	15996	2	3181	14812	33
29	SANGLI	21342	17223	17225	2	4117	16298	42
30	DHULE	64639	56979	56979	0	7660	52587	79
31	RAIGAD	9819	9299	9299	0	520	8967	5
32	RATNAGIRI	9791	9382	9382	0	409	9154	4
33	SINDHUDURG	5096	4907	4907	0	189	4816	2
34	WASHIM	19361	14824	14824	0	4537	14167	47
Total		1392565	1174159	1174563	404	218002	1113439	2247

राज्यपुरस्कृत आवास योजना ग्रामीण - मंजूरी

Sr. No.	Division	Target	24.08.2023	25.08.2023	Daily Achivement	Sanction %	Remaining	Sanction State Rank
1	NAGPUR DIV.	163668	109789	110077	288	67.3%	53591	4
2	NASHIK DIV.	207115	119965	120054	135	58.0%	87061	5
3	AMRAVATI DIV.	156577	104026	104064	40	66.5%	52513	3
4	AURANGABAD DIV.	271400	178308	178345	39	65.7%	93055	6
5	KONKAN DIV.	44680	35118	35118	0	78.6%	9562	1
6	PUNE DIV.	79398	64647	64647	0	81.4%	14751	2
Total		922838	611853	612305	502	66.4%	310533	

Sr. No.	District	Target	24.08.2023	25.08.2023	Daily Achivement	Sanction %	Remaining	Sanction State Rank
1	NAGPUR	33291	16352	16587	235	49.8%	16704	16
2	NASHIK	49930	24410	24481	71	49.0%	25449	27
3	NANDURBAR	51420	15560	15622	62	30.4%	35798	13
4	YAVATMAL	40759	30082	30122	40	73.9%	10637	32
5	JALNA	41057	19469	19508	39	47.5%	21549	21
6	CHANDRAPUR	54555	35233	35263	30	64.6%	19292	34
7	GADCHIROLI	20609	16269	16290	21	79.0%	4319	14
8	AHMEDNAGAR	39938	34860	34862	2	87.3%	5076	33
9	WARDHA	14707	11633	11635	2	79.1%	3072	8
10	AKOLA	34781	19745	19745	0	56.8%	15036	22
11	AURANGABAD	36954	25515	25515	0	69.0%	11439	28
12	BHANDARA	21794	16429	16429	0	75.4%	5365	15
13	BULDHANA	28967	20427	20427	0	70.5%	8540	23
14	DHULE	31410	19370	19370	0	61.7%	12040	20
15	GONDIA	18712	13873	13873	0	74.1%	4839	12
16	HINGOLI	38798	22638	22638	0	58.3%	16160	25
17	KOLHAPUR	16830	12904	12904	0	76.7%	3926	10
18	LATUR	35747	26714	26714	0	74.7%	9033	31
19	NANDED	34410	22331	22331	0	64.9%	12079	24
20	OSMANABAD	22761	17247	17247	0	75.8%	5514	17
21	PALGHAR	16073	11748	11748	0	73.1%	4325	9
22	PARBHANI	28616	18227	18227	0	63.7%	10389	18
23	PUNE	17336	13141	13141	0	75.8%	4195	11
24	RAIGAD	10569	8638	8638	0	81.7%	1931	5
25	RATNAGIRI	7197	6690	6690	0	93.0%	507	3
26	SANGLI	10132	8604	8604	0	84.9%	1528	4
27	SATARA	11532	11513	11513	0	99.8%	19	7
28	SINDHUDURG	2267	2110	2110	0	93.1%	157	1
29	SOLAPUR	23568	18485	18485	0	78.4%	5083	19
30	THANE	8574	5932	5932	0	69.2%	2642	2
31	WASHIM	15828	10987	10987	0	69.4%	4841	6
32	AMRAVATI	36242	22785	22783	-2	62.9%	13459	26
33	BEED	33057	26167	26165	-2	79.2%	6892	30
34	JALGAON	34417	25765	25719	-46	74.7%	8698	29
Total		922838	611853	612305	502	66.4%	310533	

राज्यपुरस्कृत आवास योजना ग्रामीण - प्रलंबीत मंजूरी

Sr. No.	Division	रमाई आवास योजना	शबरी आवास योजना	आदीम आवास योजना	पारधी आवास योजना	य.च.मु.व योजना	धनगर आवास योजना	एकूण
1	KONKAN DIV.	1469	8043	25	3	22	0	9562
2	PUNE DIV.	10890	3621	4	55	20	161	14751
3	AMRAVATI DIV.	31970	20088	174	9	239	33	52513
4	NAGPUR DIV.	27518	24036	190	2	1818	27	53591
5	NASHIK DIV.	21499	65393	61	20	59	29	87061
6	AURANGABAD DIV.	61953	27604	238	26	2394	840	93055
	Total	155299	148785	692	115	4552	1090	310533

Sr. No.	District	रमाई आवास योजना	शबरी आवास योजना	आदीम आवास योजना	पारधी आवास योजना	य.च.मु.व योजना	धनगर आवास योजना	एकूण
1	SATARA	19	0	0	0	0	0	19
2	SINDHUDURG	127	14	16	0	0	0	157
3	RATNAGIRI	400	84	0	1	22	0	507
4	SANGLI	1486	30	0	12	0	0	1528
5	RAIGAD	522	1407	0	2	0	0	1931
6	THANE	321	2315	6	0	0	0	2642
7	WARDHA	780	2220	72	0	0	0	3072
8	KOLHAPUR	3730	35	0	0	0	161	3926
9	PUNE	842	3315	4	14	20	0	4195
10	GADCHIROLI	1080	3213	26	0	0	0	4319
11	PALGHAR	99	4223	3	0	0	0	4325
12	GONDIA	3241	1583	0	0	0	15	4839
13	WASHIM	3625	1216	0	0	0	0	4841
14	AHMEDNAGAR	2654	2422	0	0	0	0	5076
15	SOLAPUR	4813	241	0	29	0	0	5083
16	BHANDARA	3871	1446	0	0	36	12	5365
17	OSMANABAD	5111	264	0	0	139	0	5514
18	BEED	5588	1298	0	6	0	0	6892
19	BULDHANA	5765	2742	0	0	0	33	8540
20	JALGAON	3624	5041	0	4	0	29	8698
21	LATUR	7196	933	0	4	67	833	9033
22	PARBHANI	7664	2670	0	0	55	0	10389
23	YAVATMAL	5759	4630	174	1	73	0	10637
24	AURANGABAD	7172	4261	0	6	0	0	11439
25	DHULE	3860	8121	0	0	59	0	12040
26	NANDED	5216	6617	238	8	0	0	12079
27	AMRAVATI	5253	8033	0	7	166	0	13459
28	AKOLA	11568	3467	0	1	0	0	15036
29	HINGOLI	7027	9133	0	0	0	0	16160
30	NAGPUR	12087	4613	0	0	4	0	16704
31	CHANDRAPUR	6459	10961	92	2	1778	0	19292
32	JALNA	16979	2428	0	2	2133	7	21549
33	NASHIK	10414	14968	61	6	0	0	25449
34	NANDURBAR	947	34841	0	10	0	0	35798
	Total	155299	148785	692	115	4552	1090	310533

राज्यपुरस्कृत आवास योजना ग्रामीण - पूर्ण घरकूले

Sr. No.	Division	Sanction	24.08.2023	25.08.2023	Daily Achivement	Completion %	Remaining	To be Completed in Per Day till 30.11.23
1	AURANGABAD DIV.	178345	115570	115728	158	64.9%	62617	646
2	AMRAVATI DIV.	104064	71972	72052	80	69.2%	32012	330
3	NAGPUR DIV.	110077	74607	74679	72	67.8%	35398	365
4	KONKAN DIV.	35118	25921	25965	44	73.9%	9153	94
5	NASHIK DIV.	120054	92769	92812	43	77.3%	27242	281
6	PUNE DIV.	64647	53741	53765	24	83.2%	10882	112
	Total	612305	434580	435001	421	71.0%	177304	1828

Sr. No.	District	Sanction	24.08.2023	25.08.2023	Daily Achivement	Completion %	Remaining	To be Completed in Per Day till 30.11.23
1	AURANGABAD	25515	16818	16857	39	66.1%	8658	89
2	OSMANABAD	17247	11247	11282	35	65.4%	5965	61
3	BHANDARA	16429	12787	12815	28	78.0%	3614	37
4	PALGHAR	11748	8330	8358	28	71.1%	3390	35
5	BULDHANA	20427	14892	14918	26	73.0%	5509	57
6	LATUR	26714	20180	20205	25	75.6%	6509	67
7	AKOLA	19745	13516	13540	24	68.6%	6205	64
8	JALGAON	25719	18593	18616	23	72.4%	7103	73
9	BEED	26165	16361	16379	18	62.6%	9786	101
10	YAVATMAL	30122	19934	19951	17	66.2%	10171	105
11	HINGOLI	22638	10842	10856	14	48.0%	11782	121
12	NANDED	22331	13162	13176	14	59.0%	9155	94
13	AMRAVATI	22783	15488	15501	13	68.0%	7282	75
14	KOLHAPUR	12904	10973	10984	11	85.1%	1920	20
15	NANDURBAR	15622	11041	11051	10	70.7%	4571	47
16	THANE	5932	4149	4159	10	70.1%	1773	18
17	WARDHA	11635	9526	9536	10	82.0%	2099	22
18	GADCHIROLI	16290	11784	11793	9	72.4%	4497	46
19	GONDIA	13873	10958	10967	9	79.1%	2906	30
20	NAGPUR	16587	9561	9570	9	57.7%	7017	72
21	JALNA	19508	12780	12788	8	65.6%	6720	69
22	CHANDRAPUR	35263	19991	19998	7	56.7%	15265	157
23	NASHIK	24481	19419	19425	6	79.3%	5056	52
24	RAIGAD	8638	5167	5173	6	59.9%	3465	36
25	PARBHANI	18227	14180	14185	5	77.8%	4042	42
26	SATARA	11513	9817	9822	5	85.3%	1691	17
27	SOLAPUR	18485	15369	15374	5	83.2%	3111	32
28	AHMEDNAGAR	34862	29999	30003	4	86.1%	4859	50
29	PUNE	13141	10412	10414	2	79.2%	2727	28
30	SANGLI	8604	7170	7171	1	83.3%	1433	15
31	DHULE	19370	13717	13717	0	70.8%	5653	58
32	RATNAGIRI	6690	6255	6255	0	93.5%	435	4
33	SINDHUDURG	2110	2020	2020	0	95.7%	90	1
34	WASHIM	10987	8142	8142	0	74.1%	2845	29
	Total	612305	434580	435001	421	71.0%	177304	1828

राज्य योजना अपूर्ण घरकुले

Sr. No.	Division	रमाई आवास योजना	शबरी आवास योजना	आदीम आवास योजना	पारधी आवास योजना	य.च.मु.व योजना	धनगर आवास योजना	एकूण
1	KONKAN DIV.	1059	7507	567	0	8	12	9153
2	PUNE DIV.	9389	961	56	58	54	364	10882
3	NASHIK DIV.	12018	14890	25	126	20	163	27242
4	AMRAVATI DIV.	17609	10894	2249	205	999	56	32012
5	NAGPUR DIV.	11154	19096	714	23	4401	10	35398
6	AURANGABAD DIV.	53050	8920	46	63	440	98	62617
Total		104279	62268	3657	475	5922	703	177304

Sr. No.	District	रमाई आवास योजना	शबरी आवास योजना	आदीम आवास योजना	पारधी आवास योजना	य.च.मु.व योजना	धनगर आवास योजना	एकूण
1	SINDHUDURG	89	1	0	0	0	0	90
2	RATNAGIRI	402	21	4	0	8	0	435
3	AHMEDNAGAR	2626	2197	0	16	20	0	4859
4	SATARA	1618	40	0	0	33	0	1691
5	KOLHAPUR	1524	12	0	0	20	364	1920
6	SANGLI	1422	7	0	4	0	0	1433
7	SOLAPUR	3024	78	0	8	1	0	3111
8	WARDHA	1291	625	182	1	0	0	2099
9	NASHIK	2592	2409	25	30	0	0	5056
10	PUNE	1801	824	56	46	0	0	2727
11	GONDIA	1432	1474	0	0	0	0	2906
12	BHANDARA	1562	1232	0	0	810	10	3614
13	PARBHANI	3286	561	0	0	195	0	4042
14	LATUR	6372	137	0	0	0	0	6509
15	WASHIM	1861	979	0	2	0	3	2845
16	BULDHANA	4947	492	0	17	0	53	5509
17	GADCHIROLI	1390	2818	289	0	0	0	4497
18	JALGAON	3377	3497	0	66	0	163	7103
19	PALGHAR	65	3196	129	0	0	0	3390
20	DHULE	2416	3223	0	14	0	0	5653
21	NANDURBAR	1007	3564	0	0	0	0	4571
22	THANE	257	1269	247	0	0	0	1773
23	AKOLA	4863	1307	0	35	0	0	6205
24	AMRAVATI	3545	3562	0	28	147	0	7282
25	YAVATMAL	2393	4554	2249	123	852	0	10171
26	AURANGABAD	7304	1347	0	7	0	0	8658
27	JALNA	6448	77	0	7	90	98	6720
28	OSMANABAD	5690	79	0	41	155	0	5965
29	BEED	9300	478	0	8	0	0	9786
30	RAIGAD	246	3020	187	0	0	12	3465
31	NANDED	8663	446	46	0	0	0	9155
32	NAGPUR	868	6136	0	6	7	0	7017
33	CHANDRAPUR	4611	6811	243	16	3584	0	15265
34	HINGOLI	5987	5795	0	0	0	0	11782
Total		104279	62268	3657	475	5922	703	177304

प्रधानमंत्री आवास योजना ग्रामीण - हप्ते वितरण

Sr. No.	Division	1st Installment (Daily Achivement)	1st Installment Remaining	2nd Installment (Daily Achivement)	2nd Installment Remaining	3rd Installment (Daily Achivement)	3rd Installment Remaining
1	AURANGABAD DIV.	34	12967	61	43734	82	21998
2	AMRAVATI DIV.	39	20862	23	25886	50	12654
3	NASHIK DIV.	1	6136	26	33223	46	19389
4	PUNE DIV.	7	4815	21	13686	36	5686
5	NAGPUR DIV.	4	4916	16	17494	25	8593
6	KONKAN DIV.	0	145	5	2705	3	1988
Total		85	49841	152	136728	242	70308

PMAY-G 1st Ins Pending

SINDHUDURG	0
RAIGAD	12
THANE	35
RATNAGIRI	47
PALGHAR	51
KOLHAPUR	182
SATARA	198
GADCHIROLI	214
SANGLI	221
DHULE	235
NASHIK	423
PARBHANI	439
WARDHA	593
PUNE	686
NANDURBAR	792
GONDIA	839
CHANDRAPUR	905
NAGPUR	1142
BHANDARA	1223
WASHIM	1407
JALNA	1598
BEED	1598
NANDED	1641
HINGOLI	1719
YAVATMAL	1855
LATUR	1928
AURANGABAD	1938
OSMANABAD	2106
JALGAON	2145
AHMEDNAGAR	2541
AKOLA	2621
SOLAPUR	3528
BULDHANA	7246
AMRAVATI	7733

PMAY-G 2nd Ins Pending

SINDHUDURG	154
RATNAGIRI	273
RAIGAD	438
THANE	445
SATARA	673
WARDHA	1177
PALGHAR	1395
KOLHAPUR	2032
GADCHIROLI	2082
PUNE	2177
OSMANABAD	2297
HINGOLI	2611
WASHIM	2651
NAGPUR	2721
SANGLI	3050
GONDIA	3089
AHMEDNAGAR	3159
LATUR	3260
JALNA	3320
CHANDRAPUR	3624
AKOLA	4226
PARBHANI	4356
BULDHANA	4625
AURANGABAD	4696
BHANDARA	4801
NASHIK	5063
SOLAPUR	5754
DHULE	6088
YAVATMAL	6771
BEED	7241
NANDURBAR	7465
AMRAVATI	7613
JALGAON	11448
NANDED	15953

PMAY-G 3rd Ins Pending

SINDHUDURG	116
RATNAGIRI	247
THANE	291
RAIGAD	328
SATARA	564
WARDHA	616
KOLHAPUR	822
PUNE	872
PALGHAR	1006
NAGPUR	1054
SANGLI	1201
HINGOLI	1283
LATUR	1609
BHANDARA	1626
CHANDRAPUR	1635
WASHIM	1697
GADCHIROLI	1730
AKOLA	1818
GONDIA	1932
AHMEDNAGAR	1984
AURANGABAD	2075
SOLAPUR	2227
PARBHANI	2321
JALNA	2558
AMRAVATI	2603
OSMANABAD	2629
BULDHANA	2811
NASHIK	3029
DHULE	3350
JALGAON	3708
YAVATMAL	3725
BEED	3786
NANDED	5737
NANDURBAR	7318

प्रधानमंत्री आवास योजना ग्रामीण - हप्ते वितरण

Sr. No.	District	1st Installment (Daily Achivement)	1st Installment Remaining	2nd Installment (Daily Achivement)	2nd Installment Remaining	3rd Installment (Daily Achivement)	3rd Installment Remaining
1	BEED	9	1598	15	7241	22	3786
2	AURANGABAD	21	1938	14	4696	6	2075
3	YAVATMAL	10	1855	3	6771	24	3725
4	JALGAON	0	2145	16	11448	20	3708
5	PARBHANI	0	439	11	4356	20	2321
6	SANGLI	0	221	9	3050	16	1201
7	AMRAVATI	3	7733	9	7613	11	2603
8	AHMEDNAGAR	1	2541	4	3159	16	1984
9	SOLAPUR	7	3528	2	5754	12	2227
10	JALNA	1	1598	11	3320	7	2558
11	WASHIM	18	1407	1	2651	0	1697
12	AKOLA	8	2621	5	4226	5	1818
13	CHANDRAPUR	1	905	8	3624	8	1635
14	BULDHANA	-1	7246	5	4625	10	2811
15	GONDIA	0	839	2	3089	13	1932
16	HINGOLI	0	1719	6	2611	9	1283
17	NAGPUR	3	1142	4	2721	3	1054
18	NASHIK	0	423	3	5063	7	3029
19	OSMANABAD	0	2106	1	2297	9	2629
20	PUNE	0	686	6	2177	3	872
21	NANDED	2	1641	2	15953	4	5737
22	LATUR	1	1928	1	3260	5	1609
23	RAIGAD	0	12	3	438	3	328
24	SATARA	-1	198	1	673	5	564
25	NANDURBAR	0	792	2	7465	3	7318
26	KOLHAPUR	0	182	3	2032	0	822
27	PALGHAR	0	51	2	1395	0	1006
28	WARDHA	0	593	1	1177	1	616
29	DHULE	0	235	1	6088	0	3350
30	GADCHIROLI	0	214	1	2082	0	1730
31	BHANDARA	0	1223	0	4801	0	1626
32	RATNAGIRI	0	47	0	273	0	247
33	SINDHUDURG	0	0	0	154	0	116
34	THANE	0	35	0	445	0	291
	Total	85	49841	152	136728	242	70308

राज्यपुरस्कृत आवास योजना ग्रामीण - हप्ते वितरण

Sr. No.	Division	1st Installment (Daily Achievement)	1st Installment Remaining	2nd Installment (Daily Achievement)	2nd Installment Remaining	3rd Installment (Daily Achievement)	3rd Installment Remaining
1	AURANGABAD DIV.	103	12941	114	30430	207	13306
2	AMRAVATI DIV.	238	5657	40	14763	60	5082
3	NAGPUR DIV.	213	9079	40	17209	61	4227
4	NASHIK DIV.	125	5775	83	10827	80	5414
5	PUNE DIV.	35	2522	9	4352	36	1776
6	KONKAN DIV.	2	2693	11	3102	20	1274
Total		716	38667	297	80683	464	31079

State Schemes 1st Ins Pending

SINDHUDURG	5
RATNAGIRI	42
PALGHAR	151
SANGLI	163
PUNE	359
BULDHANA	451
WASHIM	501
KOLHAPUR	511
WARDHA	538
GONDIA	564
SOLAPUR	569
AKOLA	638
PARBHANI	645
BHANDARA	733
AHMEDNAGAR	801
DHULE	870
GADCHIROLI	892
JALNA	903
SATARA	920
LATUR	980
THANE	989
JALGAON	1124
OSMANABAD	1184
BEED	1317
NASHIK	1432
RAIGAD	1506
NANDURBAR	1548
AURANGABAD	1859
YAVATMAL	1984
AMRAVATI	2083
NANDED	2352
CHANDRAPUR	3168
NAGPUR	3184
HINGOLI	3701

State Schemes 2nd Ins Pending

SINDHUDURG	52
RATNAGIRI	115
THANE	268
SATARA	299
SANGLI	681
NANDURBAR	721
WARDHA	916
KOLHAPUR	971
RAIGAD	1032
PUNE	1051
SOLAPUR	1350
GONDIA	1352
WASHIM	1462
GADCHIROLI	1498
BHANDARA	1555
NASHIK	1601
PALGHAR	1635
BULDHANA	1769
DHULE	2098
PARBHANI	2363
JALNA	2436
AHMEDNAGAR	2696
LATUR	2905
NAGPUR	3056
AMRAVATI	3233
OSMANABAD	3425
AKOLA	3448
JALGAON	3711
AURANGABAD	3770
BEED	4349
YAVATMAL	4851
NANDED	5248
HINGOLI	5934
CHANDRAPUR	8832

State Schemes 3rd Ins Pending

SINDHUDURG	21
RATNAGIRI	88
THANE	158
SATARA	198
WARDHA	254
KOLHAPUR	260
SANGLI	284
NAGPUR	351
BHANDARA	364
RAIGAD	438
PUNE	468
GONDIA	566
SOLAPUR	566
PALGHAR	569
WASHIM	704
AMRAVATI	773
NASHIK	811
NANDURBAR	831
AKOLA	980
PARBHANI	986
GADCHIROLI	1026
BULDHANA	1068
AHMEDNAGAR	1192
DHULE	1217
OSMANABAD	1265
JALGAON	1363
HINGOLI	1483
YAVATMAL	1557
AURANGABAD	1581
LATUR	1609
NANDED	1613
CHANDRAPUR	1666
JALNA	1870
BEED	2899

राज्यपुरस्कृत आवास योजना ग्रामीण -हप्ते वितरण

Sr. No.	District	1st Installment (Daily Achivement)	1st Installment Remaining	2nd Installment (Daily Achivement)	2nd Installment Remaining	3rd Installment (Daily Achivement)	3rd Installment Remaining
1	AMRAVATI	169	2083	1	3233	2	773
2	JALGAON	81	1124	41	3711	16	1363
3	YAVATMAL	48	1984	19	4851	40	1557
4	BHANDARA	89	733	3	1555	7	364
5	AURANGABAD	6	1859	26	3770	59	1581
6	CHANDRAPUR	58	3168	8	8832	14	1666
7	DHULE	22	870	18	2098	34	1217
8	HINGOLI	61	3701	12	5934	0	1483
9	NANDED	31	2352	19	5248	21	1613
10	JALNA	2	903	22	2436	32	1870
11	NAGPUR	39	3184	9	3056	6	351
12	BEED	0	1317	11	4349	37	2899
13	BULDHANA	15	451	14	1769	18	1068
14	SOLAPUR	7	569	7	1350	26	566
15	LATUR	1	980	11	2905	27	1609
16	WARDHA	15	538	2	916	17	254
17	PARBHANI	2	645	7	2363	24	986
18	NASHIK	0	1432	15	1601	16	811
19	AHMEDNAGAR	18	801	7	2696	5	1192
20	GADCHIROLI	10	892	12	1498	6	1026
21	RAIGAD	2	1506	8	1032	10	438
22	GONDIA	2	564	6	1352	11	566
23	NANDURBAR	4	1548	2	721	9	831
24	PUNE	13	359	0	1051	1	468
25	OSMANABAD	0	1184	6	3425	7	1265
26	KOLHAPUR	9	511	1	971	2	260
27	PALGHAR	0	151	1	1635	7	569
28	SATARA	4	920	1	299	3	198
29	AKOLA	0	638	6	3448	0	980
30	SANGLI	2	163	0	681	4	284
31	WASHIM	6	501	0	1462	0	704
32	SINDHUDURG	0	5	1	52	2	21
33	THANE	0	989	1	268	1	158
34	RATNAGIRI	0	42	0	115	0	88
	Total	716	38667	297	80683	464	31079

प्रधानमंत्री आवास योजना ग्रामीण - Delayed Houses

■ पहिला हप्ता मिळाल्यानंतर १२ महिने उलटूनही अपूर्ण घरकुले
 ■ पहिला हप्ता मिळाल्यानंतर १८ महिने उलटूनही अपूर्ण घरकुले
 ■ पहिला हप्ता मिळाल्यानंतर १० दिवसानंतरही दुसरा हप्ता न मिळालेली घरकुले
 ■ दुसरा हप्ता मिळाल्यानंतर १० दिवसानंतरही तिसरा हप्ता न मिळालेली घरकुले
 ■ तिसरा हप्ता मिळाल्यानंतर १० दिवसानंतरही अपूर्ण घरांची संख्या

AHMEDNAGAR	2609	1537	3036	1664	32
AKOLA	4042	3126	3598	1047	638
AMRAVATI	7336	4938	6898	1719	1129
AURANGABAD	3517	2094	4403	1397	705
BEED	4653	1749	6165	2258	558
BHANDARA	7437	4326	4163	1115	2639
BULDHANA	3684	1901	4180	1427	839
CHANDRAPUR	3550	1784	3079	960	660
DHULE	8775	3900	5725	2611	1898
GADCHIROLI	4175	2214	2003	1390	1322
GONDIA	1830	1501	2853	1418	200
HINGOLI	1906	638	2427	793	157
JALGAON	9643	6264	10632	2457	630
JALNA	2504	1008	3096	1652	421
KOLHAPUR	1902	615	1806	565	149
LATUR	1296	651	3152	892	96
NAGPUR	3158	2155	2491	850	637
NANDED	11738	8241	15171	3382	399
NANDURBAR	15266	9824	7215	5662	6198
NASHIK	7443	3359	4710	2384	1687
OSMANABAD	1934	558	1584	2404	12
PALGHAR	1549	551	1296	808	902
PARBHANI	1233	662	4007	1285	113
PUNE	2537	1609	1903	702	606
RAIGAD	692	325	424	279	167
RATNAGIRI	341	29	258	199	140
SANGLI	3163	2038	2791	767	322
SATARA	648	252	605	390	247
SINHDURG	141	54	138	106	32
SOLAPUR	5465	4242	5216	1487	687
THANE	723	169	442	232	302
WARDHA	1134	656	961	510	228
WASHIM	1427	754	2231	1121	58
YAVATMAL	7499	3925	6379	2476	1980